

PCB Separator MAESTRO 4S

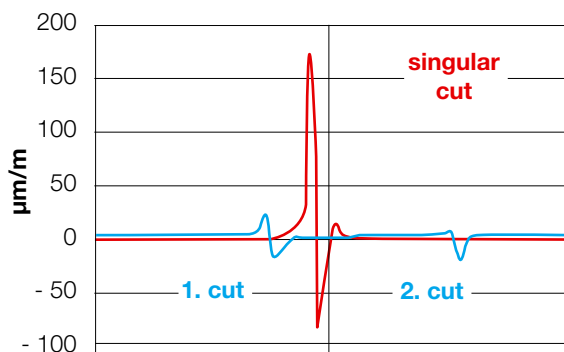


Stress-free separation of pre-scored PCBs

The MAESTRO 4S separates both large and small PCBs quickly, economically and without stress. Cutting with only a single traverse of the pre-scored groove causes tensile and compressive stresses that can damage sensitive components near the groove. Even a second traverse of the groove accompanied by an adjustment of the blade distance substantially reduces the tensile and compressive stresses. This significantly improves the quality of the populated PCBs.

The most important features

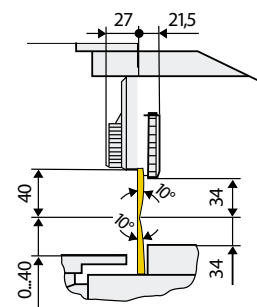
- The blade distance is entered on the operating panel and its adjustment is motor-powered.
- Up to eight programs can be stored.
- The materials used for PCBs are FR4 and aluminum
- The continuously adjustable separation length is set with limit switches.
- The accumulated cutting performance is displayed for the purpose of scheduling preventive maintenance of the blade.



Material: FR4 1,5 mm, rest thickness ca. 0,6 mm

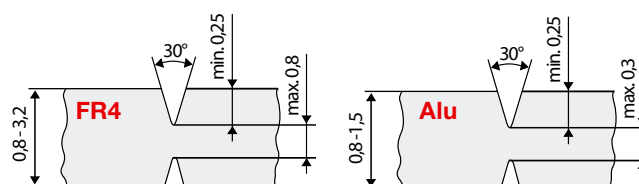
Technical Data	4S/450	4S/600
Separation type	Component side Solder side	circular blade linear blade
Operation	optimized motor driven	
Separation speed	300/500 mm/s switchable	
Material	FR4, Aluminum	
Height of components	Solder and component sides up to 34 mm	
Continuously adjustable separation length	up to 450 mm	up to 600 mm
Width of supporting table	200 mm	
Programming		
Start	Traverse to starting position	
Program	9	
Separation steps	1 - 5	
Blade distance	0.9 mm up to 0.05 mm	
Key switch button	Release program selection	
Cutting performance display	up to 99 km	
DEL	Reset step count	
Power switch	ON / OFF	
Foot switch	START Operation	
Safety switch	Emergency stop	
Voltage	100 - 240 VAC 50/60 Hz	
Emission sound pressure level	LpA < 70 dB (A)	
Temperature/	Operation	+ 5 - 40°C / 10 - 85%
Humidity	Storage	+ 0 - 60°C / 20 - 80%
not condensing	Transport	- 25 - 60°C / 20 - 80%
Weight	38 kg	46 kg
Height x Depth	434 x 425 mm	
Width	702 mm	852 mm
Approvals	CE, FCC class A	

Maximum height of components next to the groove.



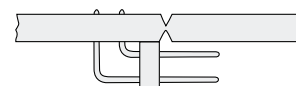
Increase in external dimensions after separation.

typical 0.2 mm



The pre-scored groove can be interrupted by cutouts.

If components project above the groove, the linear blade needs to be cut out. In such a case contact us.



Conveyor belt

Conveyor Belt

The separated PCBs are placed individually on the conveyor belt, and transported out to the side of the machine. The speed is adjusted according to the size of the PCB. A light barrier at the end of the conveyor belt detects the arrival of PCBs and stops the belt.



Technical Data	450	600
Material conveyor belt	antistatic	
Direction of belt travel	to the right	
Belt speed	5/6/7/8/9 m/min.	
Light barrier	can be activated for belt stoppage	
Vertical clearance to linear blade	5 - 17 mm	
Maximum PCB width	200	
Weight	14 kg	
Width of belt	170 mm	
Length	1200 mm	1350 mm
Approvals	CE, FCC class A	

The correspondingly designated circular blade must be used for each different type of material that is to be cut.

Various aluminum alloys are used in the manufacture of PCBs. We recommend submitting sample PCBs with the order in order to optimize the cutting geometry and for the correct adjustment of the circular blades.

The circular and linear blades must be precisely guided across the entire separation length in order to achieve stress-free separation and a long service life. The measuring system is mounted on a carriage for setting and regularly checking the parallelism.



Part No.	Description
8936800 8936745	PCB Separator MAESTRO 4S/450 PCB Separator MAESTRO 4S/600 The desired circular blade has to be ordered separately. It is mounted and adjusted in the device in the factory.
8930509.001 8936895.001	Circular blade FR4 Circular blade Alu
8970208.001	Dial gauge
8931240 8932150	Conveyor belt 450 Conveyor belt 600
Content of delivery PCB Separator	Power cable Type E+F, length 1,8 m Foot switch Hexagon key 2 mm Supporting table incl. mounting set Operation manual de/en
Content of delivery Conveyor belt	Power cable Type E+F, length 1,8 m Montage set Operation manual d/e



Pos.	Part No.	Spare parts
1	8930509.001	Circular blade FR4
1	8936895.001	Circular blade Alu
2	8936615.001	Guide
3	8936614.001	Guide
4	8933394.001	Linear blade 450
4	8933682.001	Linear blade 600

- Headquarters in Germany
- cab offices
520 partners
in over 80 countries

cab maintains a presence in the world's major economic areas.



Germany

cab Produkttechnik
GmbH & Co KG
Postfach 1904
76007 Karlsruhe
Wilhelm-Schickard-Str. 14
76131 Karlsruhe
Telefon +49 721 6626-0
Telefax +49 721 6626-249
www.cab.de
info@cab.de

Further partners
on request.

France

cab technologies s.a.r.l.
67350 Niedermodern
Téléphone +33 388 722 501
www.cab.de/fr
info.fr@cab.de

USA

cab Technology Inc.
Tyngsboro MA, 01879
Phone +1 978 649 0293
www.cab.de/us
info.us@cab.de

Asia 亚洲

cab Technology Co, Ltd.
希爱比科技股份有限公司
Junghe, Taipei, Taiwan
Phone +886 2 8227 3966
www.cab.de/tw
info.asia@cab.de

China 中国

cab (Shanghai) Trading Co.,
世博(上海)贸易有限公司
Phone +86 21 6236-3161
www.cab.de/cn
info.cn@cab.de

This documentation and any translations hereof are the property of cab GmbH & Co KG.

The replication, processing, reproduction or distribution in whole or in parts requires our prior written consent. © Copyright by cab/9008453.

All delivery, design and technical specifications are compiled to the best of our current knowledge and are subject to change without prior notice.